



105 Bonnie Drive
Butler, PA 16002
724-283-4681
724-283-5939 (fax)
www.bwieagle.com

PRODUCT INFORMATION BULLETIN

AIR-EAGLE® SR PLUS Analog & Digital 2.4 GHz RF Receiver MODEL 38AN/D-5000-120VAC

DESCRIPTION

The AIR-EAGLE SR PLUS, MODEL 38AN/D-5000-120VAC is an RF receiver capable of receiving one analog or voltage input signal and one dry-contact input signal from an analog / digital output transmitter. The transmitter and receiver combine to create a medium range radio frequency system that monitors and operates hazardous or hard-to-reach electrical apparatus from safe, convenient locations of up to 600 feet away. This unit is user-programmable for up to eight network frequencies to allow multiple systems to operate simultaneously in the same area without interference.

INSTALLATION

1. Mount the AIR-EAGLE XLT RECEIVER in a convenient location
2. Install wiring to terminal strip.
3. Install antenna onto TNC connector on side of unit.
4. Plug supplied AC wall plug adapter into 110VAC outlet.


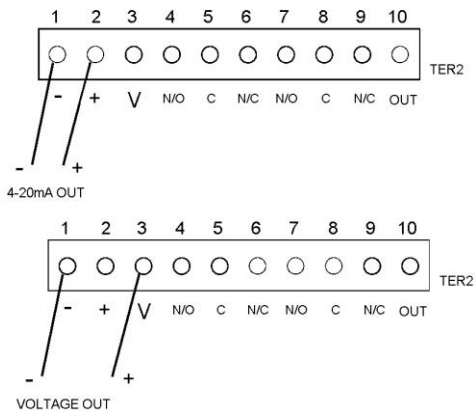
TERMINAL STRIP WIRING

TER1 (LEFT BLOCK)	
1	(-) 12VDC *
2	(+) 12VDC*

TER2 (RIGHT BLOCK)	
1	Analog Output (-)
2	(+) Current Output
3	(+) Voltage Output
4	N/O Relay
5	C Relay
6	N/C Relay
7	N/O Relay – 2 nd Pole
8	C Relay – 2 nd Pole
9	N/C Relay – 2 nd Pole
10	Open Drain Output (not used)

*From supplied 120VAC wall plug adapter

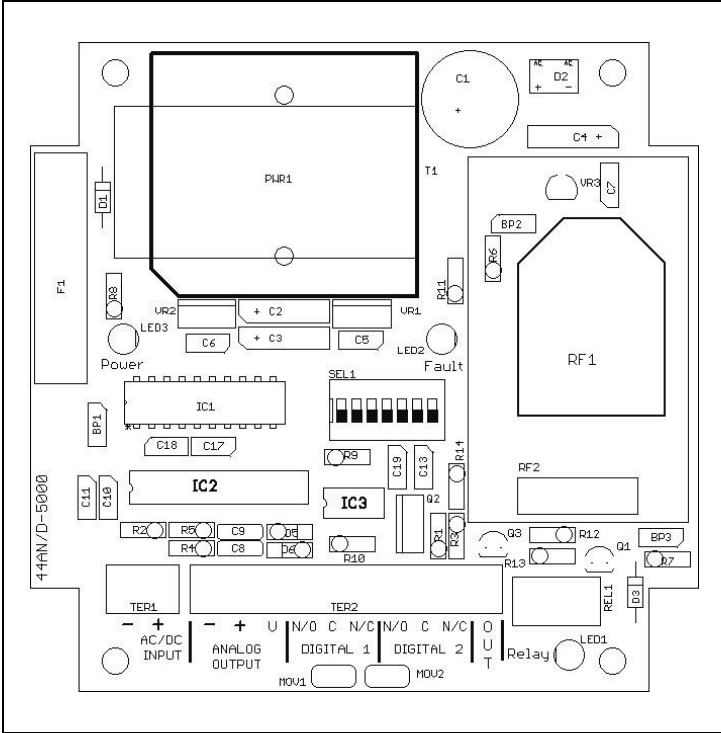
Note #1 – Output type MUST be selected for the terminal strip wiring to take effect! (See OUTPUT OPTIONS & FREQUENCY SET-UP)



(Similar Model Pictured)
Dimensions (with mounting plate) 6.3" L x 4.8" W x 2.3" H

CONTROLS & INDICATORS

POWER LED	Illuminates GREEN when powered on
OUTPUT FAULT LED	Used in 4-20mA mode only – Illuminates RED when current loop open



AIR-EAGLE® SR PLUS

Analog & Digital 2.4 GHz RF Receiver

MODEL 38AN/D-5000-120VAC

OUTPUT OPTIONS & FREQUENCY SET-UP

This receiver is factory set with an analog output of 0-24mA selected and to operate on frequency #1. If you wish to change the default settings, follow the instructions using the table below:

- 1) Remove power from unit
- 2) Remove top cover.
- 3) Select desired output option and/or frequency using table below.
- 4) Reattach cover and apply power.
- 5) Programming is now complete.

OUTPUT CONFIGURATION				
		OUTPUT TYPE	SW1	SW2
SEL1 SW1 & 2		0-24mA Output (default) TER2 Pins 1 and 2	OPEN	OPEN
		0-20mA Output TER2 Pins 1 and 2	CLOSED	OPEN
		4-20mA Output TER2 Pins 1 and 2	OPEN	CLOSED
		Voltage Output TER2 Pins 1 and 3	CLOSED	CLOSED
	VOLTAGE TYPE / LINK LOSS			
SEL1 SW3 & 4		OPEN	CLOSED	
SW3		0-10V Output (default)	0-5VDC Output	
SW4		Link Loss 4mA (default)	Link Loss 20mA	

FREQUENCY SET-UP					
		Network Frequency	SW5	SW6	SW7
SEL1 (SW5-7)		1 (default)	OPEN	OPEN	OPEN
		2	CLOSED	OPEN	OPEN
		3	OPEN	CLOSED	OPEN
		4	CLOSED	CLOSED	OPEN
		5	OPEN	OPEN	CLOSED
		6	CLOSED	OPEN	CLOSED
		7	OPEN	CLOSED	CLOSED
		8	CLOSED	CLOSED	CLOSED

SPECIFICATIONS

Outputs	One 4-20mA or voltage output (0-5 or 0-10 VDC) One DPDT 2amps @ 120VAC or 30VDC relay output
Fuse Protected	2 amp slow-blow
Safety Timer	15 seconds
AC Input	100-240 VAC, 16 W, 50/60 Hz from supplied wall adapter
Enclosure	Polycarbonate NEMA 4 (IP66)
Frequency	2.4 GHz Spread Spectrum 8 Independent Networks
Reception Range	Approximately 600 Feet
Operating Temperature	-40° F to +185° F

APPROVALS

United States (FCC)	OUR-XBEEPRO
Canada (IC)	4214A-XBEEPRO
Europe (CE)	ETSI

REPLACEMENT PARTS & ACCESSORIES

PC Board (Main)	38AN/D-5002-120VAC
Standard Antenna (Included):	
2.4GHz TNC Portable Antenna (For distances up to 600 feet*)	49-1201
Optional Antennas and Accessories – Used to increase range in both non line of sight and line of sight applications. - Contact BWI Eagle for recommendations	
2.4GHz Thru-Hole Mount Mobile Antenna	49-2201
2.4GHz Magnetic Mount Mobile Antenna	49-2202
2.4GHz Omni Directional Antenna	49-3201
2.4GHz 13dB Yagi Antenna	49-3202
Flex Coax Cable w/Connectors – Connects external antenna(s) to base unit(s).	49-4000-XX (XX = # of Feet)
* = Line of Sight	

LIMITED WARRANTY STATEMENT

BWI Eagle Inc. warrants the Air-Eagle Remote Control System, if properly used and installed, will be free from defects in material and workmanship for a period of 1 year after date of purchase. Said warranty to include the repair or replacement of defective equipment. This warranty does not cover damage due to external causes, including accident, problems with electrical power, usage not in accordance with product instructions, misuse, neglect, alteration, repair, improper installation, or improper testing. This limited warranty, and any implied warranties that may exist under state law, apply only to the original purchaser of the equipment, and last only for as long as such purchaser continues to own the equipment. This warranty replaces all other warranties, express or implied including, but not limited to, the implied warranties or merchantability and fitness for a particular purpose. BWI Eagle makes no express warranties beyond those stated here. BWI disclaims without limitation, implied warranties of merchantability and fitness for a particular purpose. Some jurisdictions do not allow the exclusion of implied warranties so this limitation may not apply to you. To obtain warranty service, contact BWI Eagle for a return material authorization. When returning equipment to BWI Eagle, the customer assumes the risk of damage or loss during shipping and is responsible for the shipping costs incurred.

DOCUMENT DATE: 1/24/18 / PRODUCT REV.2



105 Bonnie Drive
Butler, PA 16002
(724) 283-4681
Fax (724) 283-5939
www.bwieagle.com