



105 Bonnie Drive
Butler, PA 16002
724-283-4681
724-283-5939 (fax)
www.bwieagle.com

PRODUCT INFORMATION BULLETIN

AIR-EAGLE® SR PLUS 2.4 GHz RF Receiver MODEL 38AN-5000-4-200-120VAC

DESCRIPTION

The AIR-EAGLE SR PLUS, MODEL 38AN-5000-120VAC is an RF receiver capable of receiving two 4-20mA or 0-5VDC input signals from a remote transmitter(s). Two 4-20mA outputs are provided to relay the information received. Transmitters and receivers can be combined in any quantity to create a medium range radio frequency system that monitors electrical apparatus from safe, convenient locations of up to 600 feet away. This unit is user-programmable for up to eight network frequencies to allow multiple systems to operate simultaneously in the same area without interference.

INSTALLATION


1. Mount the AIR-EAGLE SR PLUS RECEIVER in a convenient location
2. Install wiring to output terminal strip.
3. Install antenna to TNC connector on side of unit.
4. Plug supplied AC wall plug adapter into 110VAC outlet.

FREQUENCY SET-UP

This receiver is factory set to operate on frequency #1. If you wish to change the default setting, follow the instructions using the table below:

- 1) Remove power from unit
- 2) Remove top cover.
- 3) Select desired frequency using table below.
- 4) Reattach cover and apply power.
- 5) Programming is now complete.

INPUT CONFIGURATION				
SEL1 SWITCH NUMBER	OPEN	CLOSED		
SW1& 2	Not used on this model			
SW3 &4	Reserved for future use			
FREQUENCY SET-UP				
	Network Frequency	SW5	SW6	SW7
SEL1 (SW5-7)	1 (default)	OPEN	OPEN	OPEN
	2	CLOSED	OPEN	OPEN
	3	OPEN	CLOSED	OPEN
	4	CLOSED	CLOSED	OPEN
	5	OPEN	OPEN	CLOSED
	6	CLOSED	OPEN	CLOSED
	7	OPEN	CLOSED	CLOSED
	8	CLOSED	CLOSED	CLOSED

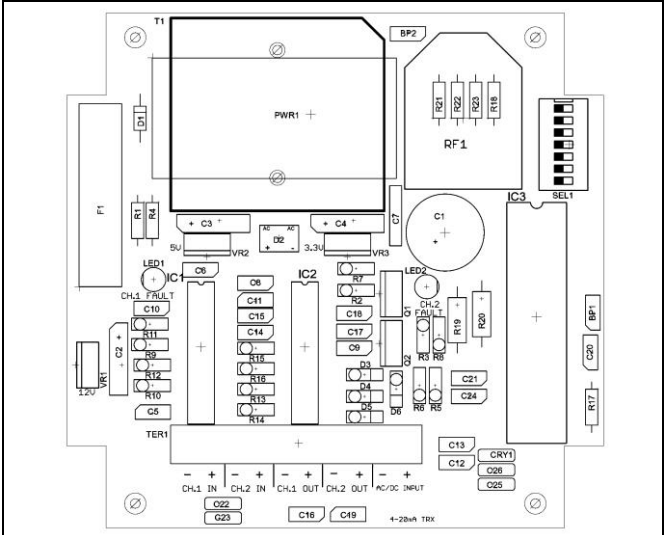


Dimensions (with mounting plate) 6.3" L x 4.8" W x 2.3" H

TERMINAL STRIP WIRING

1	2	3	4	5	6	7	8	9	10
Not Used	Not Used	Not Used	Not Used	Output 1 4-20mA (-)	Output 1 4-20mA(+)	Output 2 4-20mA(-)	Output 2 4-20mA(+)	(-) 12VDC input from included AC wall adapter	(+) 12VDC input from included AC wall adapter

CONTROLS & INDICATORS



OUTPUT FAULT LEDS Each Channel has a RED LED that will turn on when the current output is open

AIR-EAGLE® SR PLUS

2.4 GHz RF Receiver

MODEL 38AN-5000-4-200-120VAC

APPROVALS

United States (FCC)	OUR-XBEEPRO
Canada (IC)	4214A-XBEEPRO
Europe (CE)	ETSI

SPECIFICATIONS

Inputs	Not used on this model
Outputs	Two 4-20mA
Safety Timer	15 seconds
Update Time	4 samples / second
AC Input	100-240 VAC, 16 W, 50/60 Hz from supplied wall adapter
Enclosure	Polycarbonate NEMA 4 (IP66)
Frequency	2.4 GHz Spread Spectrum 8 Independent Networks
Reception Range	Approximately 600 Feet
Operating Temperature	-40° F to +185° F

REPLACEMENT PARTS & ACCESSORIES

PC Board (Main)	38AN-5002-4-200-120V
Standard Antenna (Included):	
2.4GHz TNC Portable Antenna (For distances up to 600 feet*)	49-1201
Optional Antennas and Accessories – Used to increase range in both non line of sight and line of sight applications. - Contact BWI Eagle for recommendations	
2.4GHz Thru-Hole Mount Mobile Antenna	49-2201
2.4GHz Magnetic Mount Mobile Antenna	49-2202
2.4GHz Omni Directional Antenna	49-3201
2.4GHz 13dB Yagi Antenna	49-3202
Flex Coax Cable w/Connectors – Connects external antenna(s) to base unit(s).	49-4000-XX (XX = # of Feet)
* = Line of Sight	

LIMITED WARRANTY STATEMENT

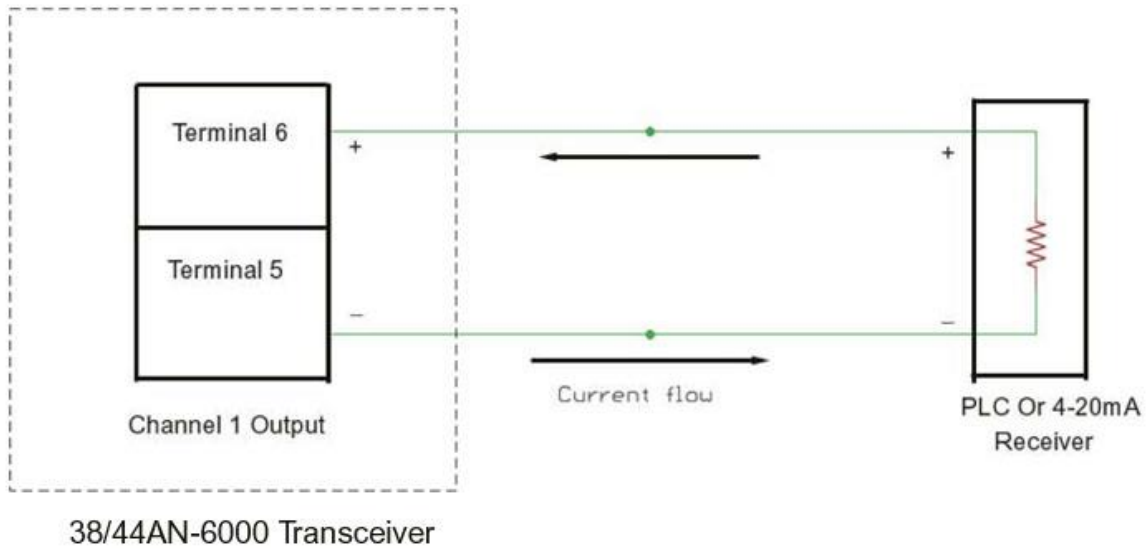
BWI Eagle Inc. warrants the Air-Eagle Remote Control System, if properly used and installed, will be free from defects in material and workmanship for a period of 1 year after date of purchase. Said warranty to include the repair or replacement of defective equipment. This warranty does not cover damage due to external causes, including accident, problems with electrical power, usage not in accordance with product instructions, misuse, neglect, alteration, repair, improper installation, or improper testing. This limited warranty, and any implied warranties that may exist under state law, apply only to the original purchaser of the equipment, and last only for as long as such purchaser continues to own the equipment. This warranty replaces all other warranties, express or implied including, but not limited to, the implied warranties of merchantability and fitness for a particular purpose. BWI Eagle makes no express warranties beyond those stated here. BWI disclaims without limitation, implied warranties of merchantability and fitness for a particular purpose. Some jurisdictions do not allow the exclusion of implied warranties so this limitation may not apply to you. To obtain warranty service, contact BWI Eagle for a return material authorization. When returning equipment to BWI Eagle, the customer assumes the risk of damage or loss during shipping and is responsible for the shipping costs incurred.

DOCUMENT DATE: 1/24/18 / PRODUCT REV.2



105 Bonnie Drive
Butler, PA 16002
(724) 283-4681
Fax (724) 283-5939
www.bwieagle.com

38AN-5000-4-20-120VAC
4-20mA Installation



The above diagram shows the channel 1 output hooked to a 4-20mA receiver or PLC. The input resistance of the receiver can be up to 500 ohms. Anything higher and the current will be limited to below 20 mA since the maximum output voltage of the channel outputs is 10 volts.